

Measurement Benchmarks

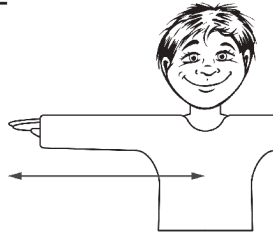
L



length of a thumb


Measurement Benchmarks

L

length from chest
to fingers

Measurement Benchmarks

L

length from fingers
to opposite armpit

Measurement Benchmarks

L



width of a pinky finger

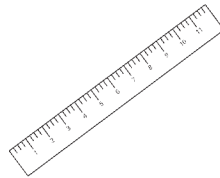
Measurement Benchmarks

L

distance walked in 10
minutes

Measurement Benchmarks

L



length of a ruler

Measurement Benchmarks

L



length of a shoe

Measurement Benchmarks

L

distance run in 10
minutes

Measurement Benchmarks

L



length of a quarter

Measurement Benchmarks

L

length of a license
plate

Measurement Benchmarks

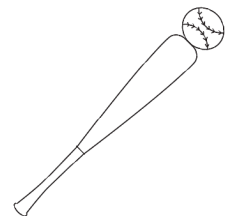
L



thickness of a dime

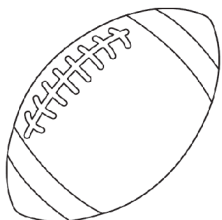
Measurement Benchmarks

L

length of a baseball
bat and ball

Measurement Benchmarks

L



length of a football

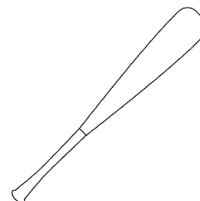
Measurement Benchmarks

L

thickness of a hockey
puck

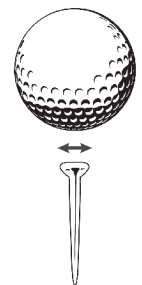
Measurement Benchmarks

L

length of a baseball
bat

Measurement Benchmarks

L

width of the head of a
golf tee

Measurement Benchmarks
WM



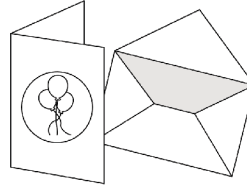
textbook

Measurement Benchmarks
WM



small car

Measurement Benchmarks
WM



birthday card

Measurement Benchmarks
WM



paper clip

Measurement Benchmarks
WM




hooded sweatshirt

Measurement Benchmarks
WM




dollar bill

Measurement Benchmarks
WM



box of 96 crayons

Measurement Benchmarks
WM



bunch of bananas

Measurement Benchmarks
WM



2 raisins

Measurement Benchmarks
WM



slice of bread

Measurement Benchmarks
WM



loaf of bread

Measurement Benchmarks
WM



jar of peanut butter

Measurement Benchmarks
WM



draft horse

Measurement Benchmarks
WM



crow

Measurement Benchmarks
WM



mouse


Measurement Benchmarks
WM



guinea pig

Measurement Benchmarks

V



school milk carton

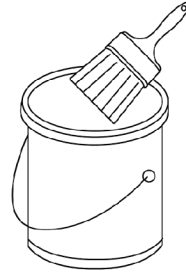
Measurement Benchmarks

V

packet of artificial
sweetener

Measurement Benchmarks

V



large paint can

Measurement Benchmarks

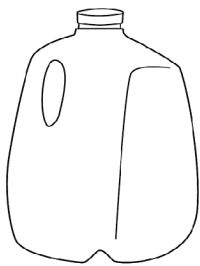
V



small paint can

Measurement Benchmarks

V



large milk jug

Measurement Benchmarks

V



reusable water bottle

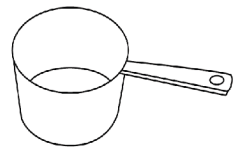
Measurement Benchmarks

V

large bottle of sports
drink

Measurement Benchmarks


V



measuring cup


Measurement Benchmarks

V

half of a large soda
bottle

Measurement Benchmarks

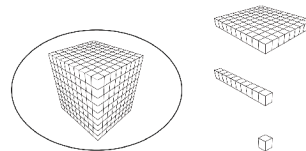
V



eyedropper

Measurement Benchmarks

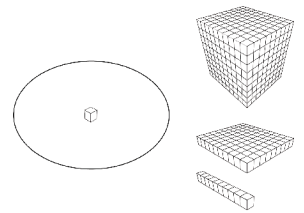
V



1000s cube

Measurement Benchmarks

V



1s cube

1 cup	1 quart	1 gallon
-------	---------	----------

The first two papers by K. A. Brown and J. R. Brown (1990) and by M. S. Ridgway (1990) deal with the effects of the physical environment on the distribution of larval fish. The authors of both papers have been successful in identifying important environmental factors that affect the distribution of larval fish. In the case of the brown eel (*Anguilla rostrata*) larvae, K. A. Brown and J. R. Brown (1990) found that salinity was the most important factor affecting the distribution of larvae in the lower Chesapeake Bay. In the case of the Atlantic croaker (*Micropogonias undulatus*) larvae, M. S. Ridgway (1990) found that temperature was the most important factor affecting the distribution of larvae in the lower Chesapeake Bay.

[illegible]