

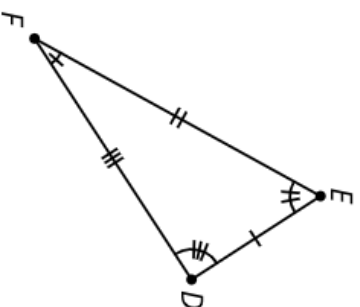
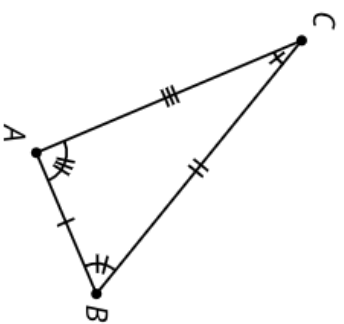
Invisible Triangles

## Transformer

Listen to hear which parts of the triangles correspond. Then give instructions to take one triangle onto the other.

Possible instructions:

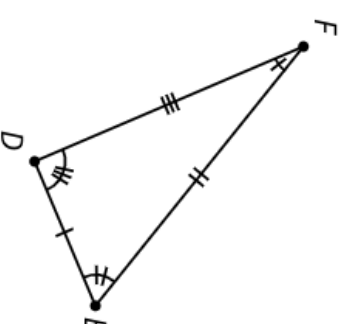
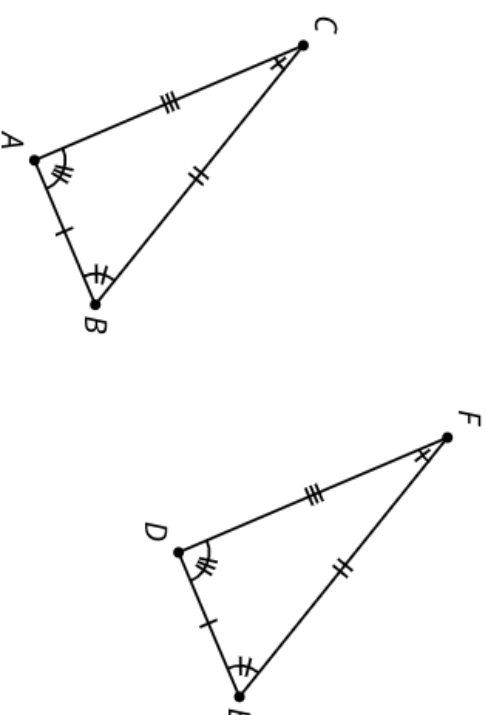
- Translate \_\_\_\_\_ from \_\_\_\_\_ to \_\_\_\_\_.
- Rotate \_\_\_\_\_ using \_\_\_\_\_ as the center by angle \_\_\_\_\_.
- Rotate using \_\_\_\_\_ as the center so that \_\_\_\_\_ coincides with \_\_\_\_\_.
- Reflect \_\_\_\_\_ across \_\_\_\_\_.
- Reflect \_\_\_\_\_ across the perpendicular bisector of \_\_\_\_\_.



Invisible Triangles

## Card A

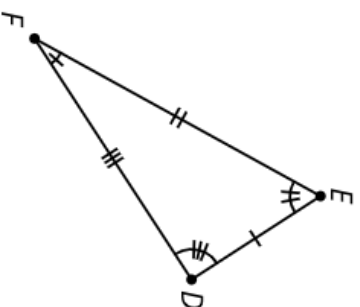
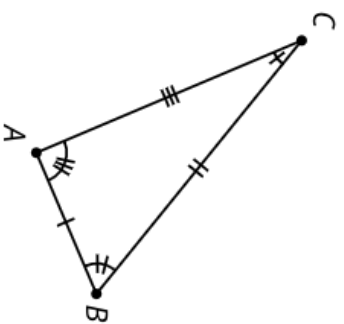
Tell the transformer which parts correspond.



Invisible Triangles

## Card B

Tell the transformer which parts correspond.



Invisible Triangles

## Card C

Tell the transformer which parts correspond.

