

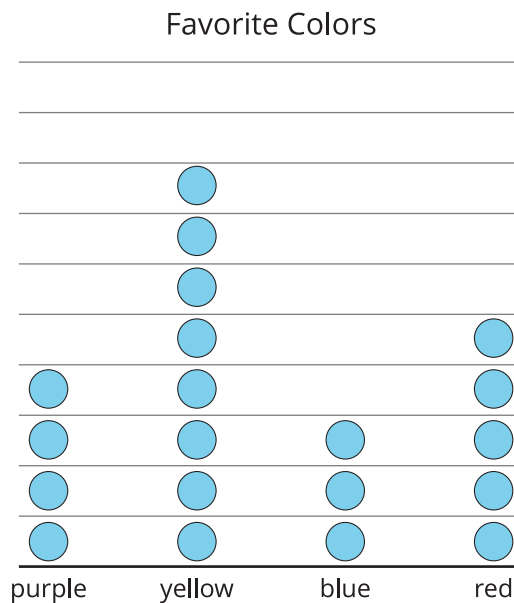
Section B: Practice Problems

1. There are 6 tennis courts. There are 2 players on each tennis court.

Create a drawing or diagram to represent the tennis players. Then, find out how many players are on the tennis courts. Explain or show your reasoning.

(From Unit 1, Lesson 9.)

2. The picture graph shows the favorite colors of some students.



Each  represents 2 people.


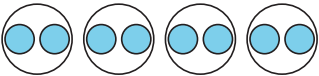
Match each diagram or drawing to the number of people who like each color.

- A.

2	2	2	2	2
---	---	---	---	---

 1. red
- B.

2	2	2	2	2	2	2	2
---	---	---	---	---	---	---	---

 2. blue
- C.  3. purple
- D.  4. yellow

(From Unit 1, Lesson 10.)

3. Create a drawing or diagram to represent the expression 4×3 .

(From Unit 1, Lesson 11.)

4. There are 4 stacks of books on the table. Each stack has 5 books. How many books are on the table? Explain or show your reasoning.

(From Unit 1, Lesson 12.)

5. There are 6 basketball teams in the gym. There are 5 people on each team. How many people are on the basketball teams in the gym?
- Write an equation with a symbol for the unknown to represent the situation.
 - Find the number that makes the equation true. Show your reasoning.

(From Unit 1, Lesson 13.)

6. Write an equation for the situation. Use a ? for the unknown. Find the number that makes the equation true.

There are 4 soccer teams. Each soccer team has 10 players. How many players are there altogether?

(From Unit 1, Lesson 14.)

7. Solve each problem. Explain or show your reasoning.

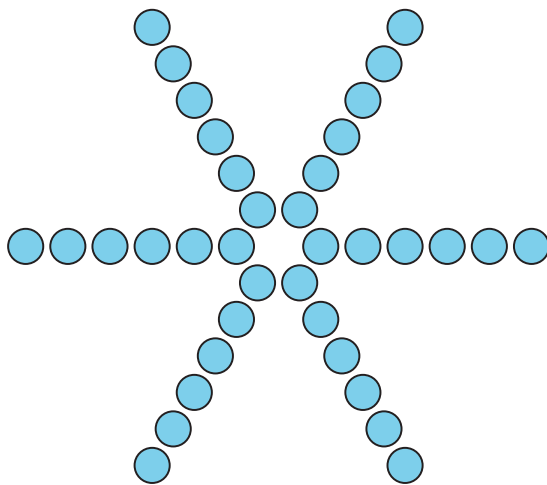
- a. There are 6 flowers. Each flower has 5 petals. How many petals are there?

- b. There are 50 petals on some flowers. Each flower has 5 petals. How many flowers are there?

(From Unit 1, Lesson 15.)

8. Exploration

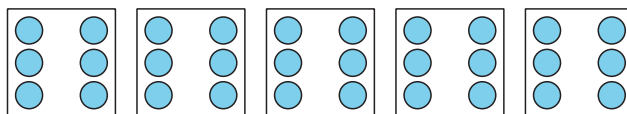
Write an expression for the number of circles in the image. Then, find the number of circles.



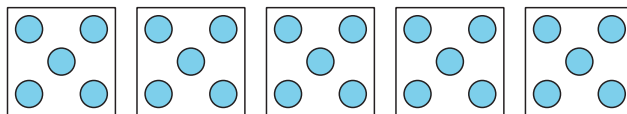
9. Exploration

For each image, determine if there is an even or odd number of circles. Explain or show your reasoning.

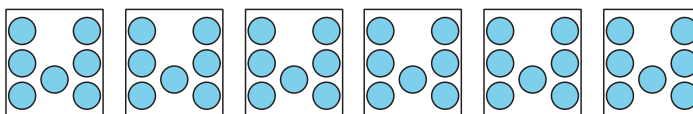
a.



b.



c.



10. Exploration

Look in your classroom, school, home, or outdoors to find some equal groups of objects.

a. Describe the objects.

b. Create a drawing to represent the objects.

c. Write an equation showing how many objects there are.