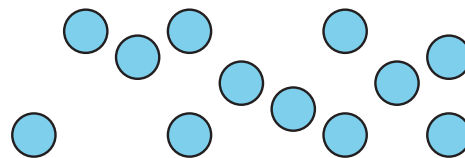


Section C: Practice Problems

1. Rearrange the circles to make an array in two different ways.



(From Unit 1, Lesson 17.)

2. There are 4 rows of water bottles in the box. There are 5 bottles in each row.

Draw an array representing the situation. Then, write a multiplication expression representing the number of water bottles.

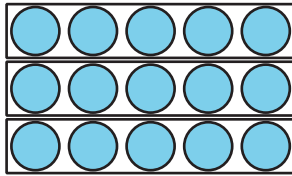
(From Unit 1, Lesson 18.)

3. There are 5 rows of chairs in the room. There are 4 chairs in each row. How many chairs are in the room?
 - a. Write a multiplication equation to represent the situation.
 - b. Find the value that makes your equation true.

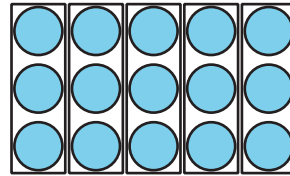
(From Unit 1, Lesson 19.)

4. a. Write a multiplication equation that represents each array.

A



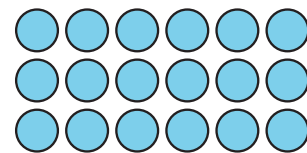
B



- b. How are the arrays the same? How are they different?

(From Unit 1, Lesson 20.)

5. a. Explain or show 2 different ways that you see equal groups in the array.



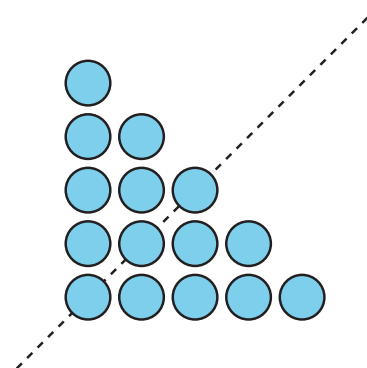
- b. Arrange the dots in an array in a different way.

(From Unit 1, Lesson 16.)

6. Exploration

Andre says that there are an odd number of circles in this picture.

Do you agree with Andre? Explain or show your reasoning.



7. Exploration

Find a collection of objects in the classroom or at home that is arranged in an array.

a. Describe the objects.

b. Create a drawing of the objects.

c. Write an equation showing how many objects there are.