

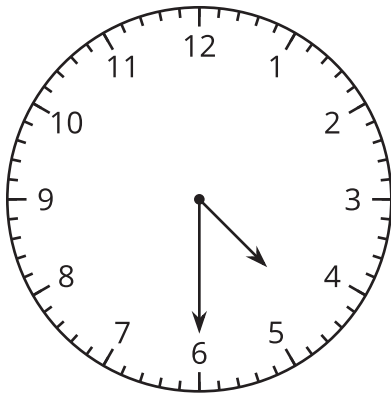


# Tell Time with Halves and Quarters

Let's tell time with halves and quarters.

## Warm-up

### What Do You Know about Ways to Tell Time?

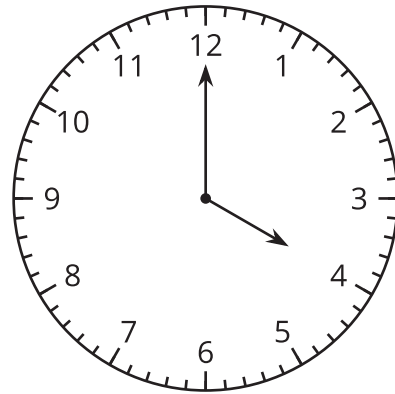
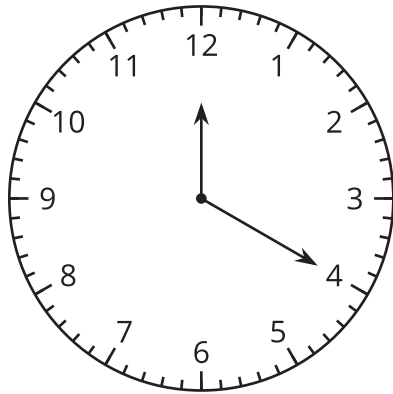


What do you know about telling time? What words do you use to talk about time?

## Activity 1

### Tell Time to the Hour and Half Hour

1. Circle the clock that shows 4 o'clock.



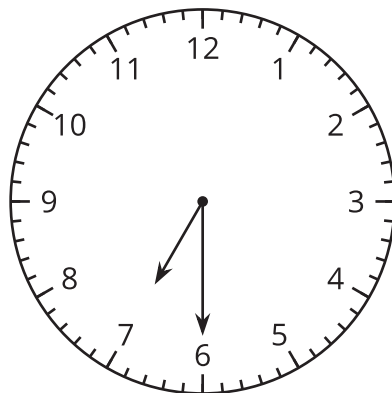
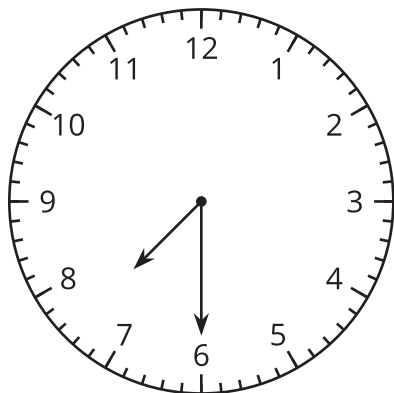
Why doesn't the other clock show 4 o'clock? Explain your reasoning.

---

---

---

2. Circle the clock that shows half past 7.



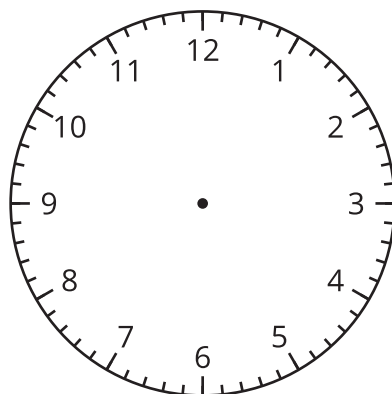
Why doesn't the other clock show half past 7? Explain your reasoning.

---

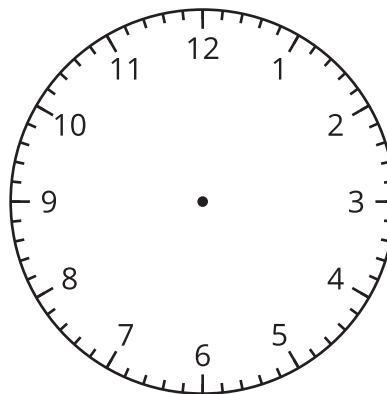
---

---

3. Draw hands on the clock to show 10:00.



4. Draw hands on the clock to show 1:30.

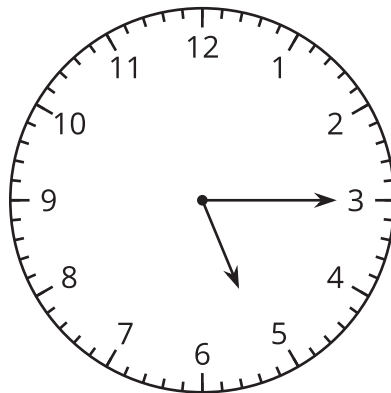


## Activity 2

### Card Sort: Halves and Quarters

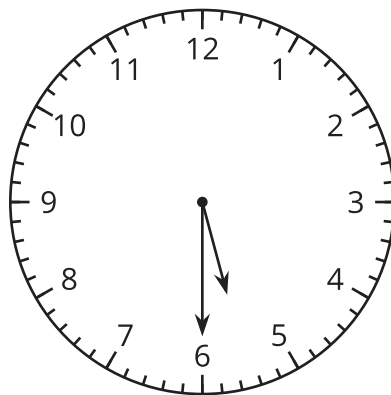
1. Your teacher will give you a set of cards. Match each clock face with a circle and a phrase. Be ready to explain your reasoning.
2. Write the time shown on each clock. Use the words “half past,” “quarter past,” or “quarter till.”

a.



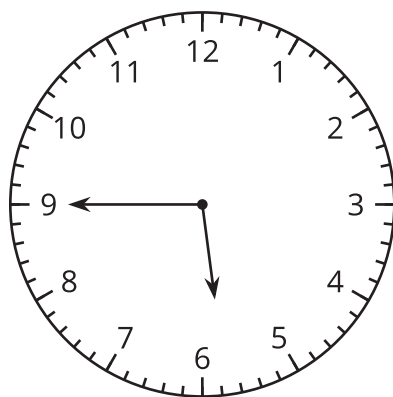
---

b.



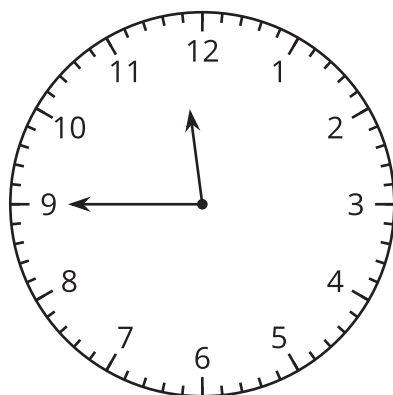
---

c.



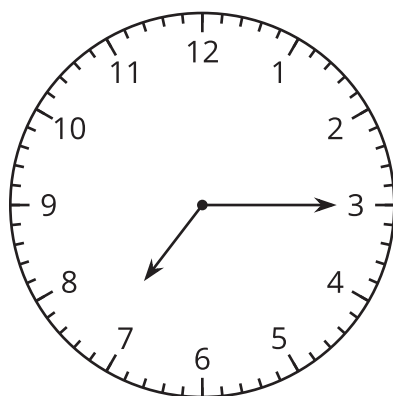
---

d.



---

e.



---