



# Draw Shapes

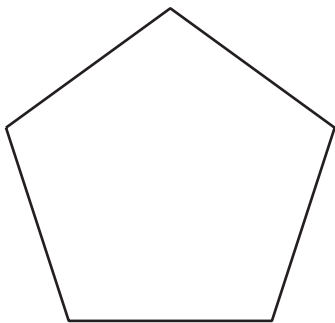
Let's recognize and draw triangles, quadrilaterals, pentagons, and hexagons.

## Warm-up

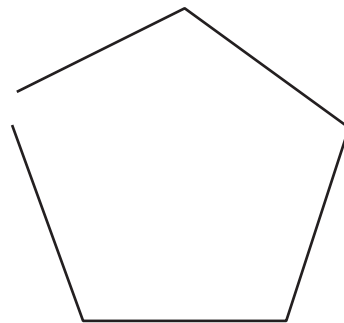
### Which Three Go Together: 5-Sided Shapes

Which 3 go together?

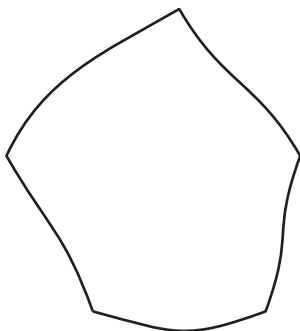
**A**



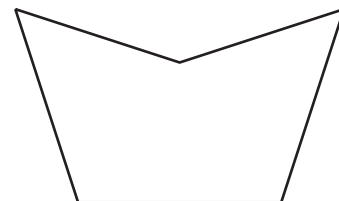
**B**



**C**



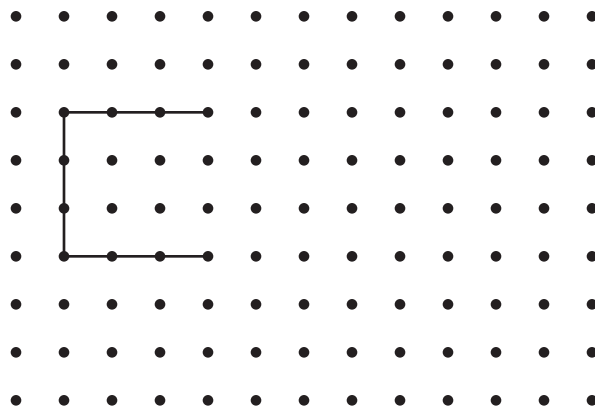
**D**



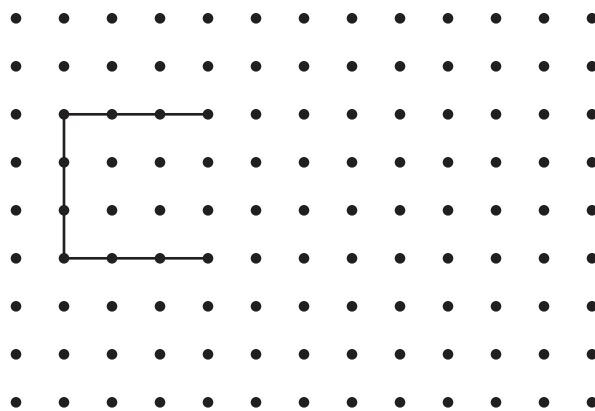
## Activity 1

### Draw Shapes

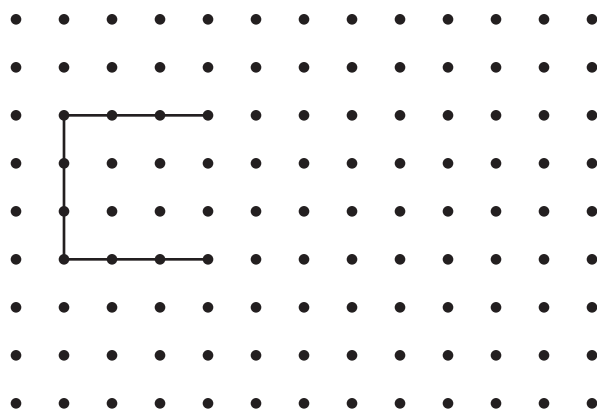
1. Complete the shape to make a quadrilateral. Then draw a different 4-sided shape.



2. Complete the shape to make a pentagon. Then draw a different 5-sided shape.



3. Complete the shape to make a hexagon. Then draw a different 6-sided shape.

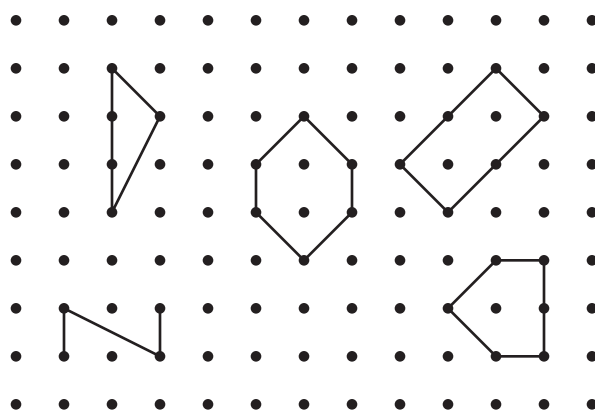


4. Compare your shapes with your partner. How are the shapes alike? How are they different?


## Activity 2

### What Shape Could It Be?

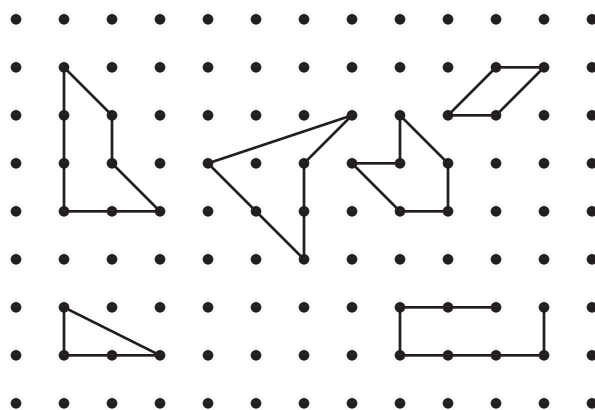
1. Clare draws a shape with fewer than 5 sides. Circle shapes that could be her shape.




2. Draw a different shape that could be Clare's shape.



3. Andre draws a shape with 4 corners. Circle shapes that could be his shape.



4. Draw a different shape that could be Andre's shape.



5. Han draws a shape with more corners than Andre's shape.  
Draw 2 shapes that could be Han's shape.

