

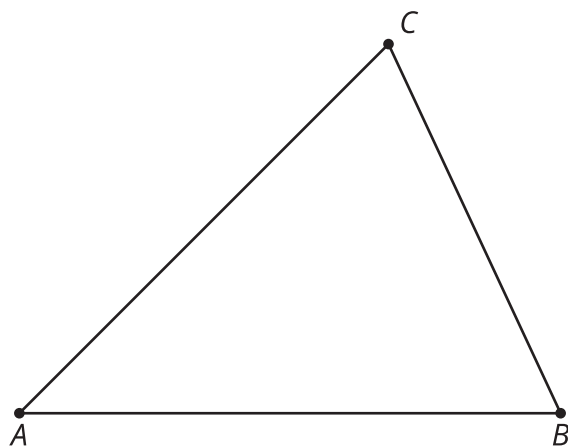


Triangles in Circles

Let's see how perpendicular bisectors relate to circumscribed circles.

5.1 One Perpendicular Bisector

The image shows a triangle.



1. Construct the perpendicular bisector of segment AB .
2. Imagine a point D placed anywhere on the perpendicular bisector you constructed. How would the distance from D to A compare to the distance from D to B ? Explain your reasoning.

5.2

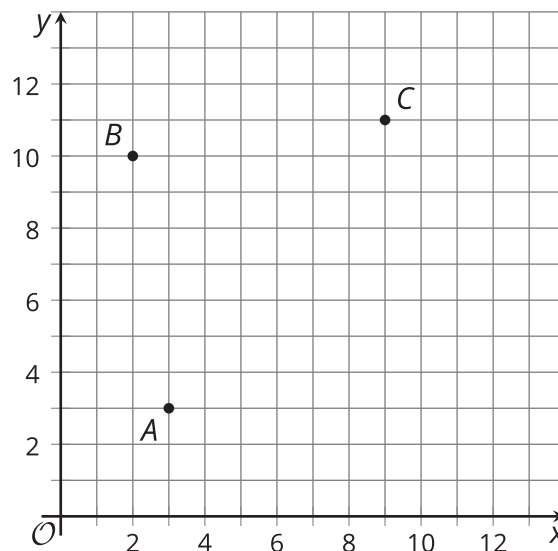
Three Perpendicular Bisectors

1. Construct the perpendicular bisector of segment BC from the earlier activity. Label the point at which the two perpendicular bisectors intersect as P .
2. Use a colored pencil to draw segments PA , PB , and PC . How do the lengths of these segments compare? Explain your reasoning.
3. Imagine the perpendicular bisector of segment AC . Will it pass through point P ? Explain your reasoning.
4. Construct the perpendicular bisector of segment AC .
5. Construct a circle centered at P with radius PA .
6. Why does the circle also pass through points B and C ?



Are you ready for more?

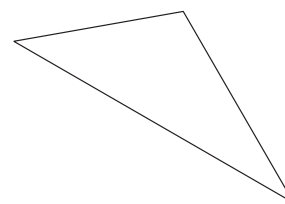
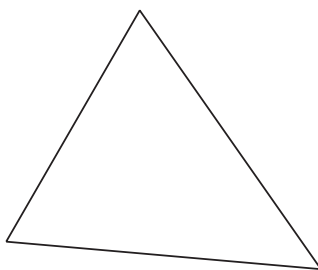
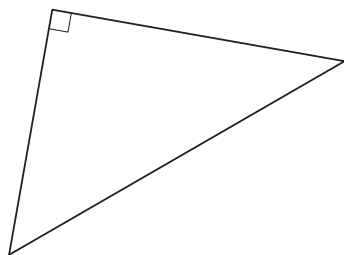
Points A , B , and C are graphed. Find the coordinates of the circumcenter and the radius of the circumscribed circle for triangle ABC .



5.3 Wandering Centers

Each student in your group should choose one triangle. It's okay for two students to choose the same triangle as long as all three triangles are chosen by at least one student.

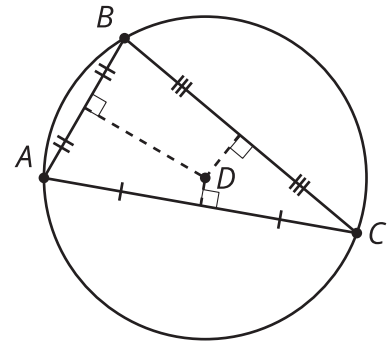
1. Construct the circumscribed circle of your triangle.
2. After you finish, compare your results. What do you notice about the location of the **circumcenter** in each triangle?



Lesson 5 Summary

We saw that some quadrilaterals have circumscribed circles. Is the same true for triangles? In fact, *all* triangles have circumscribed circles. The key fact is that all points on the perpendicular bisector of a segment are equidistant from the endpoints of the segment.

Suppose we have triangle ABC and we construct the perpendicular bisectors of all three sides. These perpendicular bisectors will all meet at a single point called the **circumcenter** of the triangle (label it D). This point is on the perpendicular bisector of AB , so it's equidistant from A and B . It's also on the perpendicular bisector of BC , so it's equidistant from B and C . So it is actually the same distance from A , B , and C . We can draw a circle centered at D with radius AD . The circle will pass through B and C too because the distances BD and CD are the same as the radius of the circle.



In this case, the circumcenter happens to fall inside triangle ABC , but that will not always be the case. The images show cases where the circumcenter is inside a triangle, outside a triangle, and on one of the sides of a triangle.

