



Which Is Your Favorite?

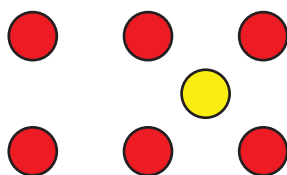

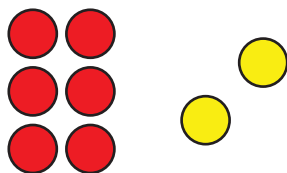
Let's collect, organize, and show data.

Warm-up

How Many Do You See: Dots and More Dots

How many do you see?

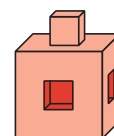
How do you see them?



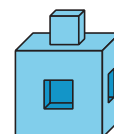
Activity 1

A Class Survey


Which is your favorite _____?



If you chose _____, take a red cube.



If you chose _____, take a blue cube.



If you chose _____, take a yellow cube.

Activity 2

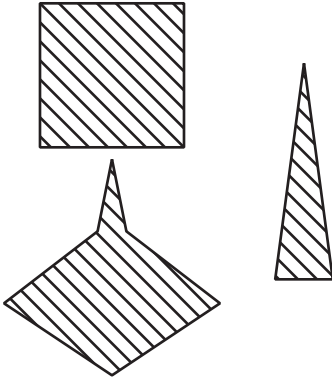


Show Our Class Data

Show the survey data about our class's favorite


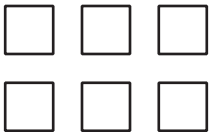






Section B Summary

We sorted objects and shapes into **categories**.

lines	solid	dots
		

We showed our **data** on paper in different ways.

lines	solid	dots
		
lines	solid	dots
		
lines	solid	dots
3	6	3