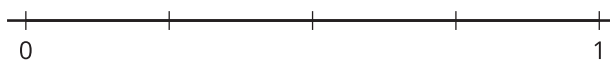


## Section B: Practice Problems

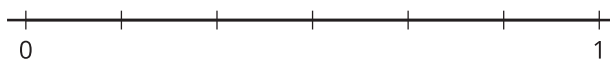
1. a. Locate and label  $\frac{1}{4}$  on the number line. Explain your reasoning.



---

---

- b. Locate and label  $\frac{1}{6}$  on the number line. Explain your reasoning.



---

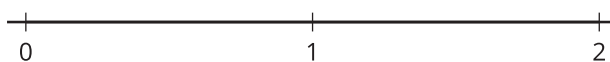
---

(From Unit 5, Lesson 5.)

2. a. Locate and label  $\frac{1}{8}$  on the number line.

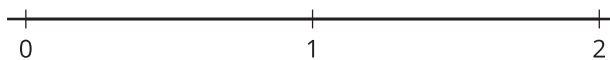


- b. Locate and label  $\frac{1}{3}$  on the number line.

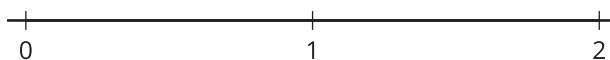


(From Unit 5, Lesson 6.)

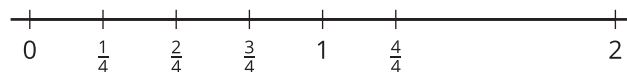
3. a. Locate and label  $\frac{4}{8}$  on the number line.



- b. Locate and label  $\frac{7}{6}$  on the number line.



c. Diego marks and labels fourths on the number line like this:



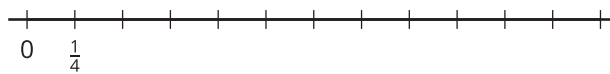
Do you agree with Diego? Explain your reasoning.

---

---

(From Unit 5, Lesson 7.)

4. a. Label the tick marks on the number line.



- b. Which numbers on the number line are whole numbers? Explain how you know.

---

---

(From Unit 5, Lesson 8.)

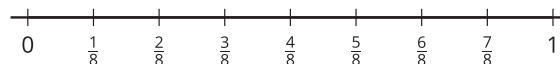
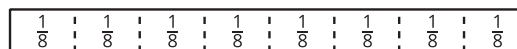
5. Locate and label 1 on the number line. Explain your reasoning.



(From Unit 5, Lesson 9.)

## 6. Exploration

How are the fraction strip and number line the same? How are they different?




---



---




---



---

## 7. Exploration

Han says that he can find 1 on the number line without finding  $\frac{1}{8}$ . What might Han's method be?




---



---



---



---