Unit 4, Lesson 11

Multiplication Strategies on Ungridded Rectangles

Let's use different strategies to find the area of ungridded rectangles.

Warm-up

Which Three Go Together: Multiplication in Many Forms

Which 3 go together?

A



B

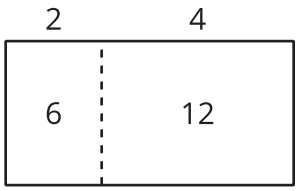

C

$(3 \times 2) + (3 \times 4)$

D

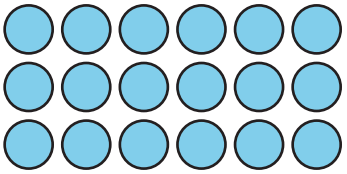

Activity 1

Mark, Then Express

For each rectangle:

- Mark or shade the rectangle to show a strategy for finding its area.
- Write 1 or more expressions that can represent how you find the area.

A



B

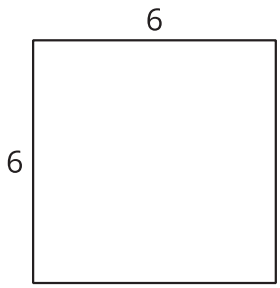

C

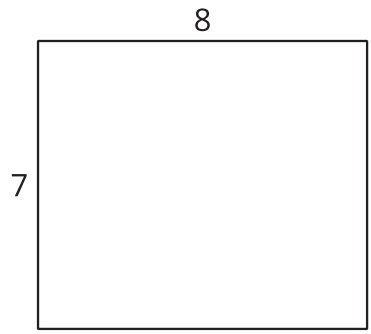

Activity 2

Card Sort: Different Expressions, Same Rectangle

Your teacher will give you a set of cards.

Sort the cards into groups so that the expressions in each group can represent the area of the same rectangle. Be ready to explain your reasoning.

You can draw rectangles if you find them helpful.

Section B Summary

We learned how multiplication and division are related.

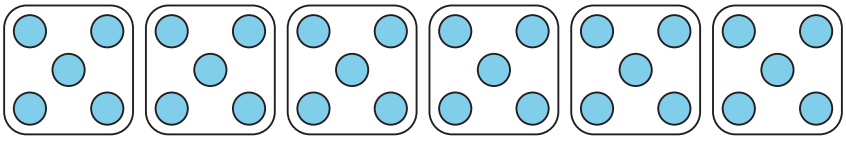

$6 \times 5 = ?$ $5 \times 6 = ?$ $30 \div 5 = ?$ $30 \div 6 = ?$

We used strategies to multiply and divide and worked towards fluent multiplication and division within 100.



7×3

$(5 \times 3) + (2 \times 3)$