

Similar Polygons



Let's look at sides and angles of similar polygons.

7.1

Math Talk: Congruence and Similarity

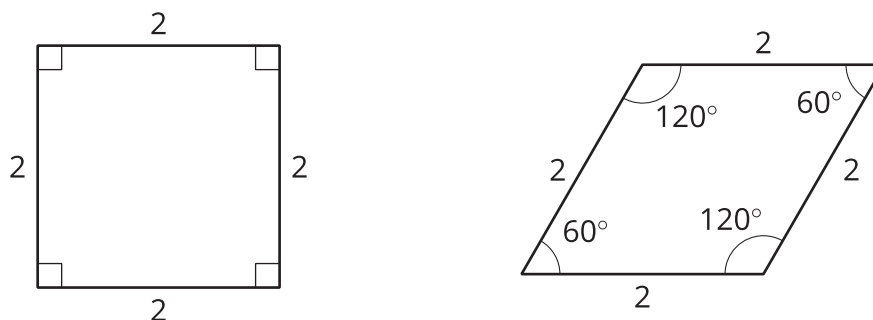
Decide mentally whether each statement is always true, sometimes true, or never true.

- If two figures are congruent, then they are similar.
- If two figures are similar, then they are congruent.
- If a triangle is dilated with the center of dilation at one of its vertices, the side lengths of the new triangle will change.
- If a triangle is dilated with the center of dilation at one of its vertices, the angle measures of the triangle will change.



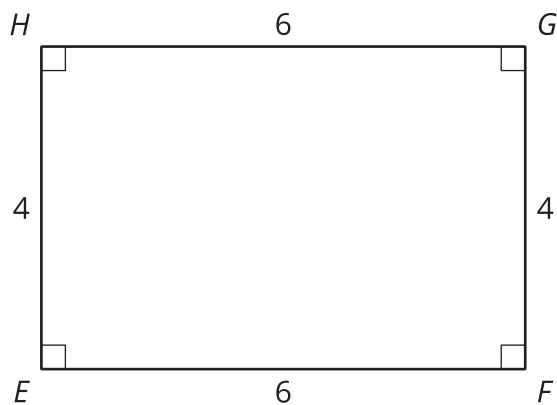
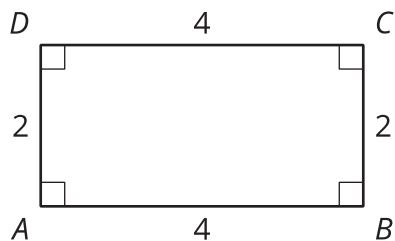
7.2 Are They Similar?

1. Let's look at a square and a rhombus.



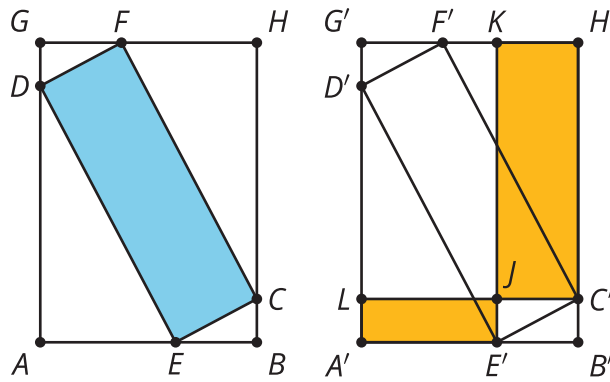
Priya says, "These polygons are similar because their side lengths are all the same." Clare says, "These polygons are not similar because the angles are different." Do you agree with either Priya or Clare? Explain your reasoning.

2. Now, let's look at rectangles $ABCD$ and $EFGH$.



Jada says, "These rectangles are similar because all of the side lengths differ by 2." Lin says, "These rectangles are similar. I can dilate AD and BC using a scale factor of 2 and AB and CD using a scale factor of 1.5 to make the rectangles congruent. Then I can use a translation to line up the rectangles." Do you agree with either Jada or Lin? Explain your reasoning.

💡 Are you ready for more?



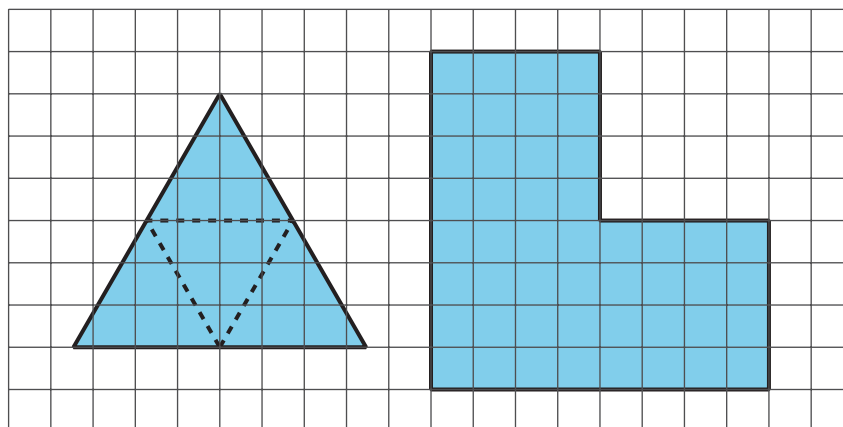
Points A through H are translated to the right to create points A' through H' . All of the following are rectangles: $GHBA$, $FCED$, $KH'C'J$, and $LJE'A'$. Which is greater, the area of blue rectangle $DFCE$ or the total area of yellow rectangles $KH'C'J$ and $LJE'A'$?

7.3 Find Someone Similar

Your teacher will give you a card. Find someone else in the room who has a card with a polygon that is similar but not congruent to yours. When you have found your partner, work with them to explain how you know that the two polygons are similar.

💡 Are you ready for more?

On the left is an equilateral triangle where dashed lines have been added, showing how an equilateral triangle can be partitioned into smaller similar triangles.



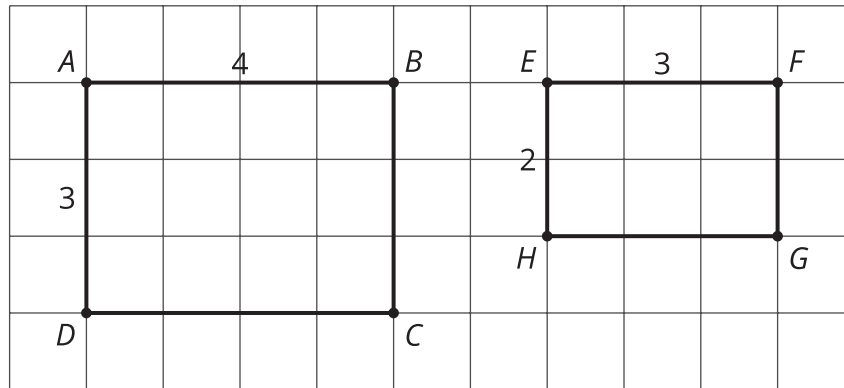
Find a way to do this for the figure on the right, partitioning it into smaller figures which are each similar to that original shape. What's the fewest number of pieces you can use? The most?

Lesson 7 Summary

When two polygons are similar:

- Every angle and side in one polygon has a corresponding angle and side in the other polygon.
- All pairs of corresponding angles have the same measure.
- Each side length in one figure is multiplied by the same scale factor to get the corresponding side length in the other figure.

Consider the two rectangles shown here. Are they similar?



It looks like rectangles $ABCD$ and $EFGH$ could be similar, if you match the long edges and match the short edges. All the corresponding angles are congruent because they are all right angles. Calculating the scale factor between the sides is where we see that “looks like” isn’t enough to make them similar. To scale the long side AB to the long side EF , the scale factor must be $\frac{3}{4}$, because $4 \cdot \frac{3}{4} = 3$. But the scale factor to match AD to EH has to be $\frac{2}{3}$, because $3 \cdot \frac{2}{3} = 2$. So, the rectangles are not similar because the scale factors for all the parts must be the same.

Here is an example that shows how sides can correspond with a scale factor of 1, but the quadrilaterals are not similar because the corresponding angles don’t have the same measure:

