



# Equivalent Fractions

Let's find some equivalent fractions.

## Warm-up

### True or False: Equivalence

Decide if each statement is true or false. Be prepared to explain your reasoning.

- $\frac{4}{8} = \frac{7}{8}$

- $\frac{3}{4} = \frac{6}{8}$

- $\frac{2}{6} = \frac{2}{8}$

- $\frac{6}{3} = \frac{4}{2}$




## Activity 1


### Two or More Fractions

1. Each whole diagram represents 1. Write 2 or more fractions that the shaded part of each diagram represents. Be prepared to explain your reasoning.


a.



b.



c.




d.

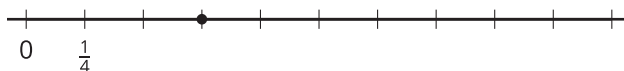


2. Write 2 or more fractions that the point on each number line represents. Be prepared to explain your reasoning.

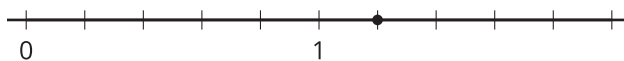
a.



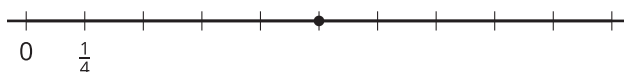
b.



c.



d.



3. Draw a new point on a tick mark on one of the last two number lines that you just used. Then write 2 fractions that the point represents.

## Activity 2

### Equivalent for Sure?

For each fraction, write 2 equivalent fractions.

Partner A

1.  $\frac{3}{2}$

2.  $\frac{10}{6}$

Partner B

1.  $\frac{4}{3}$

2.  $\frac{14}{10}$

Next, show or explain to your partner how you know that the fractions you wrote are equivalent to the original. Use any representation that you think is helpful.

