

## Grade 2 Unit 4

### Lesson 3

CC BY 2021 Illustrative Mathematics®

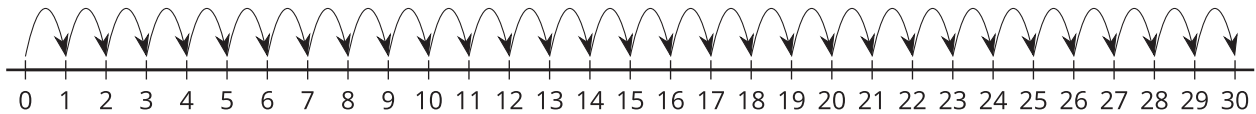
## Unit 4 Lesson 3: Unlabeled Tick Marks

### WU Notice and Wonder: From 0 to 30 (Warm up)

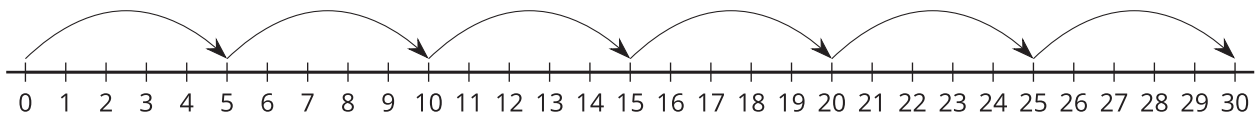
#### Student Task Statement

What do you notice? What do you wonder?

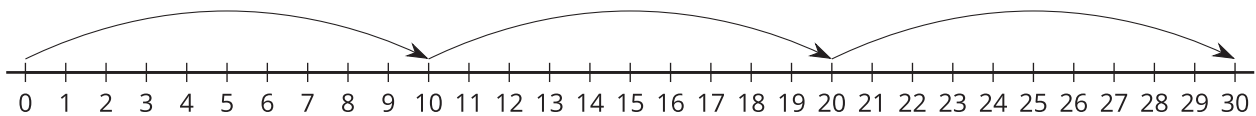
**A**



**B**

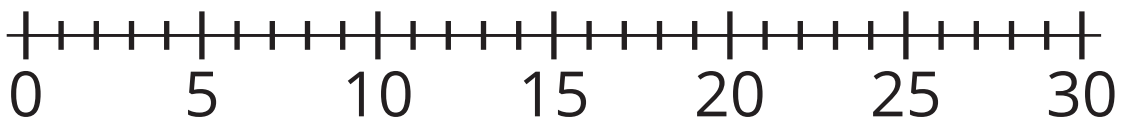


**C**



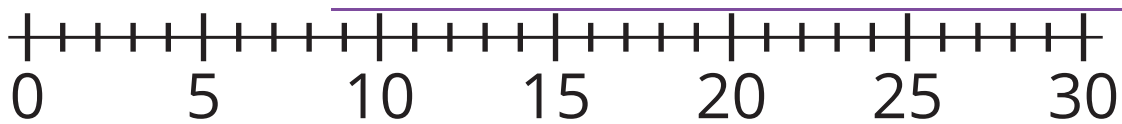
### 1 Locate the Numbers

Images for Launch

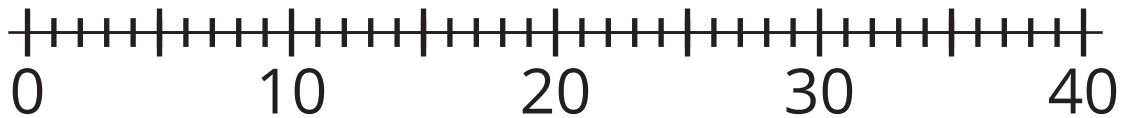


#### Student Task Statement

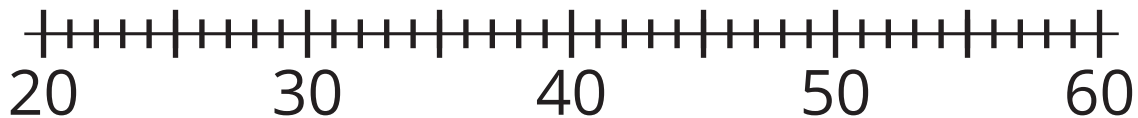
1. Locate 24 on the number line. Mark it with a point.



2. Locate 37 on the number line. Mark it with a point.



3. Locate 48 on the number line. Mark it with a point.



4. Locate 83 on the number line. Mark it with a point.



5. Explain how you know the numbers you located are at the right spot on each number line.

## 2 Are You Missing Something?

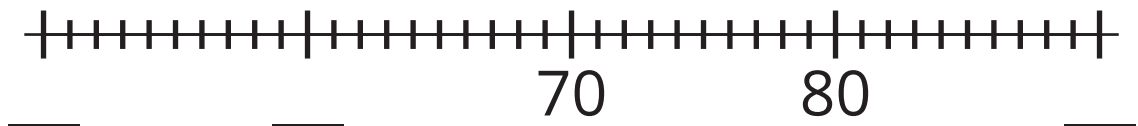
### Student Task Statement

Complete each number line by filling in the labels with the number the tick mark represents. Then, locate each number, mark it with a point, and label it with the number it represents.

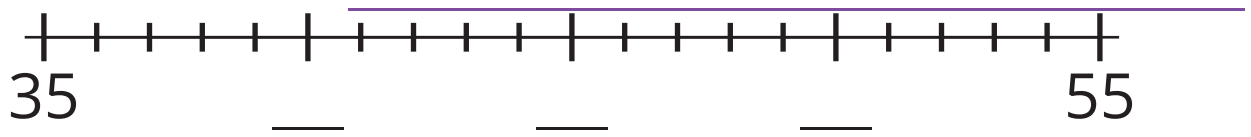
1. Locate and label 17 on the number line.



2. Locate and label 59 on the number line.



3. Locate and label 43 on the number line.



4. Locate and label 35 on the number line.



5. Share your number lines with your partner.

