



The Size of the Scale Factor

Let's look at the effects of different scale factors.

5.1 Math Talk: Missing Factor

Solve each equation mentally.

- $8x = 4$

- $8x = 1$

- $\frac{1}{5}x = 1$

- $\frac{2}{5}x = 1$

5.2

Card Sort: Scaled Copies

Your teacher will give you a set of cards. On each card, Figure A is the original and Figure B is a scaled copy.

1. Sort the cards based on their scale factors. Be prepared to explain your reasoning.
2. Examine cards 10 and 13 more closely. What do you notice about the shapes and sizes of the figures? What do you notice about the scale factors?
3. Examine cards 8 and 12 more closely. What do you notice about the figures? What do you notice about the scale factors?



Are you ready for more?

Triangle B is a scaled copy of Triangle A with scale factor $\frac{1}{2}$.

1. How many times bigger are the side lengths of Triangle B when compared with Triangle A?
2. Imagine you scale Triangle B by a scale factor of $\frac{1}{2}$ to get Triangle C. How many times bigger will the side lengths of Triangle C be when compared with Triangle A?
3. Triangle B has been scaled once. Triangle C has been scaled twice. Imagine you scale triangle A n times to get Triangle N, always using a scale factor of $\frac{1}{2}$. How many times bigger will the side lengths of Triangle N be when compared with Triangle A?



5.3

Scaling a Puzzle

Your teacher will give you one of the six pieces of a puzzle.

1. If you drew scaled copies of your puzzle pieces using a scale factor of $\frac{1}{2}$, would they be larger or smaller than the original pieces? How do you know?
2. Create a scaled copy of each puzzle piece on a blank square with a scale factor of $\frac{1}{2}$.
3. When everyone in your group is finished, put all 6 of the original puzzle pieces together like this:

1	2	3
4	5	6

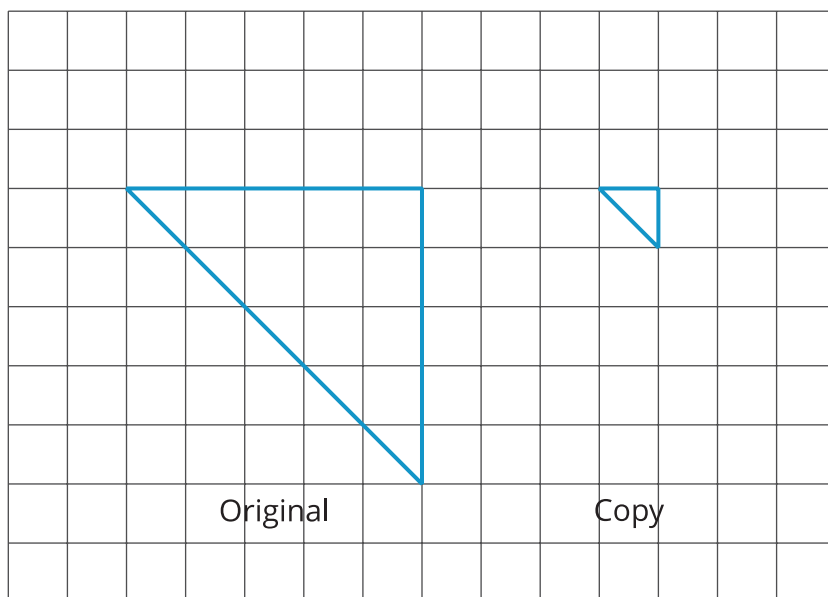
Next, put all 6 of your scaled copies together. Compare your scaled puzzle with the original puzzle. Which parts seem to be scaled correctly and which seem off? What might have caused those parts to be off?

4. Revise any of the scaled copies that may have been drawn incorrectly.
5. If you were to lose one of the pieces of the original puzzle, but still had the scaled copy, how could you recreate the lost piece?

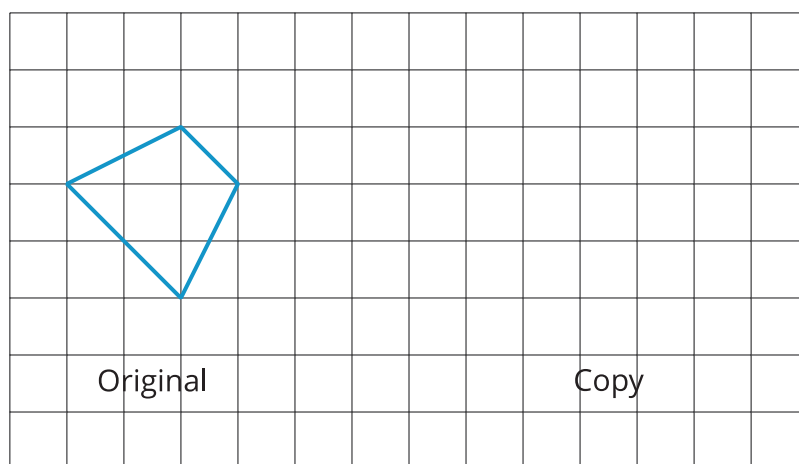
5.4

Missing Figure, Factor, or Copy

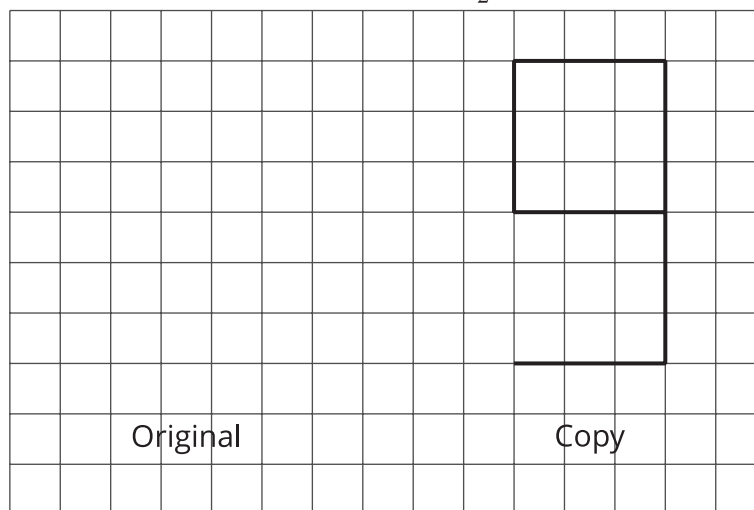
- What is the scale factor from the original triangle to its copy? Explain or show your reasoning.



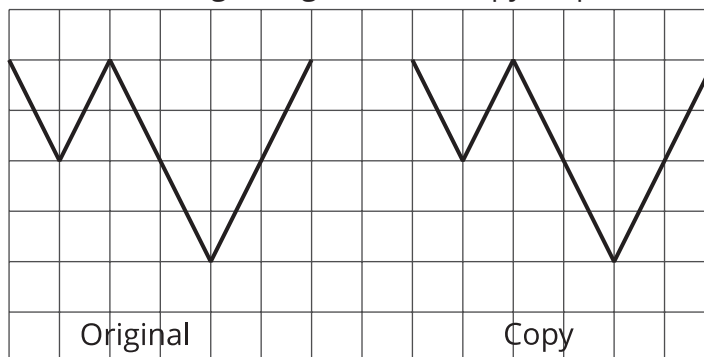
- The scale factor from the original trapezoid to its copy is 2. Draw the scaled copy.



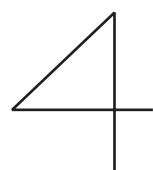
3. The scale factor from the original figure to its copy is $\frac{3}{2}$. Draw the original figure.



4. What is the scale factor from the original figure to the copy? Explain how you know.



5. The scale factor from the original figure to its scaled copy is 3. Draw the scaled copy.



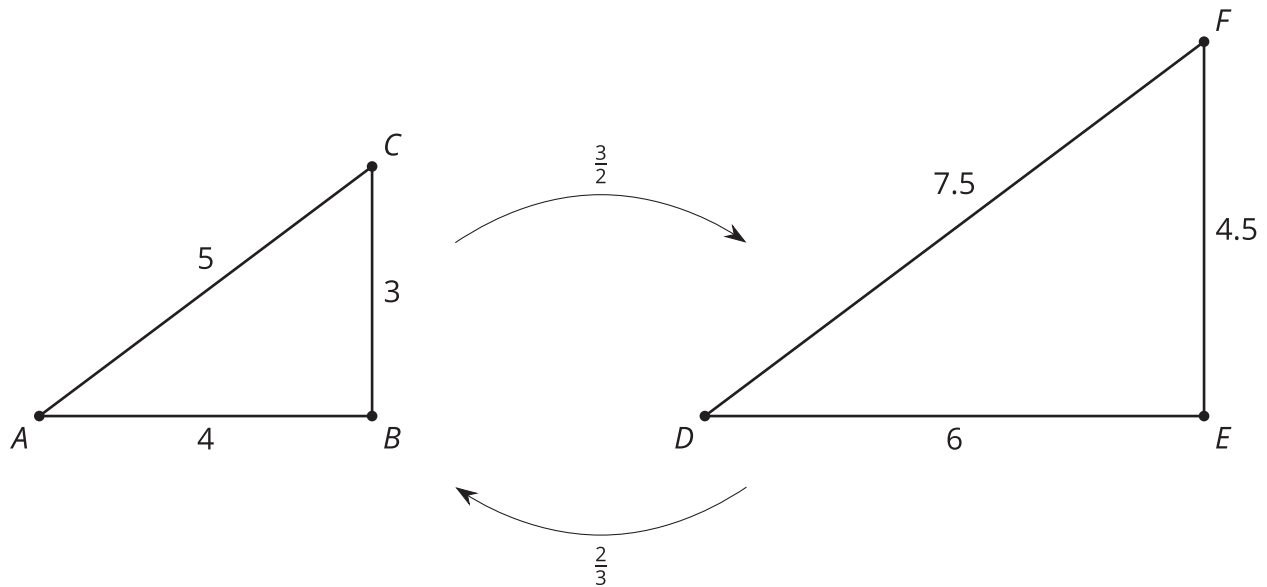
Original

Copy

Lesson 5 Summary

The size of the scale factor affects the size of the copy. When a figure is scaled by a scale factor greater than 1, the copy is larger than the original. When the scale factor is less than 1, the copy is smaller. When the scale factor is exactly 1, the copy is the same size as the original.

Triangle DEF is a larger scaled copy of triangle ABC , because the scale factor from ABC to DEF is $\frac{3}{2}$. Triangle ABC is a smaller scaled copy of triangle DEF , because the scale factor from DEF to ABC is $\frac{2}{3}$.



This means that triangles ABC and DEF are scaled copies of each other. It also shows that scaling can be reversed using **reciprocal** scale factors, such as $\frac{2}{3}$ and $\frac{3}{2}$.

In other words, if we scale Figure A using a scale factor of 4 to create Figure B, we can scale Figure B using the reciprocal scale factor, $\frac{1}{4}$, to create Figure A.