Unit 2, Lesson 5

Points, Segments, and Zigzags

Let's figure out when segments are congruent.

5.1 What's the Point?

If A is a point on the plane and B is a point on the plane, then A is congruent to B.

Try to prove this claim by explaining why you can be certain the claim must be true, or try to disprove this claim by explaining why the claim cannot be true. If you can find a counterexample in which the "if" part (hypothesis) is true, but the "then" part (conclusion) is false, you have disproved the claim.

5.2 What's the Segment?

Prove the conjecture: If AB is a segment in the plane and CD is a segment in the plane with the same length as AB, then AB is congruent to CD.

Are you ready for more?

Prove or disprove the following claim: "If EF is a piece of string in the plane and GH is a piece of string in the plane with the same length as EF, then EF is congruent to GH."

5.3 Zig Then Zag

$\overline{QR} \cong \overline{XY}, \overline{RS} \cong \overline{YZ}, \angle R \cong \angle Y$

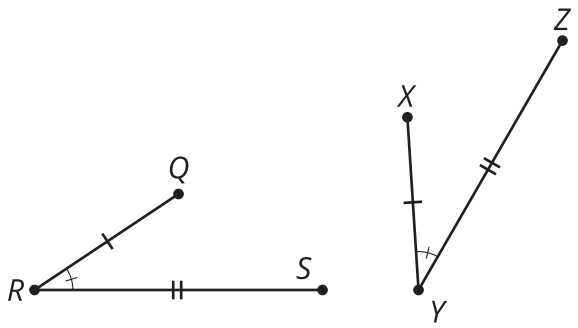

1. Here are some statements about two zigzags. Put them in order to write a proof about figures QRS and XYZ.
   - 1: Therefore, figure QRS is congruent to figure XYZ.
   - 2: S' must be on ray YZ since both S' and Z are on the same side of XY and make the same angle with it at Y.
   - 3: Segments QR and XY are the same length, so they are congruent. Therefore, there is a rigid motion that takes QR to XY. Apply that rigid motion to figure QRS.
   - 4: Since points S' and Z are the same distance along the same ray from Y, they have to be in the same place.
   - 5: If necessary, reflect the image of figure QRS across XY to be sure the image of S, which we will call S', is on the same side of XY as Z.

2. Take turns with your partner stating steps in the proof that figure $ABCD$ is congruent to figure $EFGH$.

$\overline{AB} \cong \overline{EF}, \overline{BC} \cong \overline{FG}, \overline{CD} \cong \overline{GH}, \angle B \cong \angle F, \angle C \cong \angle G$

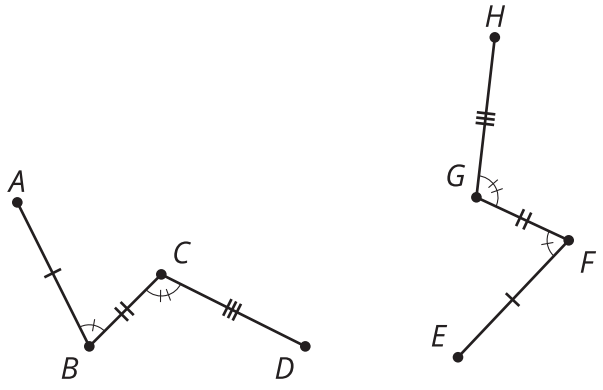

Lesson 5 Summary

If two figures are congruent, then there is a sequence of rigid motions that takes one figure onto the other. We can use this fact to prove that any point is congruent to another point. We can also prove segments of the same length are congruent. Finally, we can put together arguments to prove entire figures are congruent.

These statements prove ABC is congruent to XYZ.

$\overline{AB} \cong \overline{XY}, \overline{BC} \cong \overline{YZ}, \angle B \cong \angle Y$

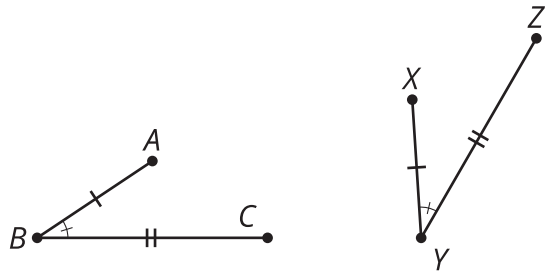

- Segments AB and XY are the same length, so they are congruent. Therefore, there is a rigid motion that takes AB to XY. Apply that rigid motion to figure ABC.
- If necessary, reflect the image of figure ABC across XY to be sure the image of C, which we will call C', is on the same side of XY as Z.
- C' must be on ray YZ since both C' and Z are on the same side of XY and make the same angle with it at Y.
- Since points C' and Z are the same distance along the same ray from Y, they have to be in the same place.
- Therefore, figure ABC is congruent to figure XYZ.