




Compare Numbers on the Number Line

Let's compare numbers on the number line.

Warm-up

Estimation Exploration: Hundreds

What number could this be?



1. Record an estimate that is:

too low	about right	too high

2. Record an estimate that is:

too low	about right	too high

Activity 1

Compare Comparisons

Compare 371 and 317. Use $<$, $>$, or $=$.

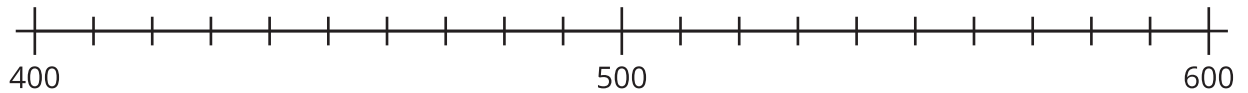
Show your thinking using drawings, numbers, or words.



Activity 2

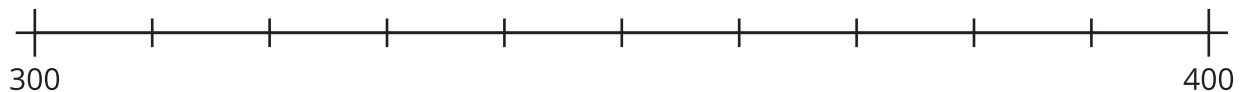
Compare in Different Ways

1. Locate and label 420 and 590.



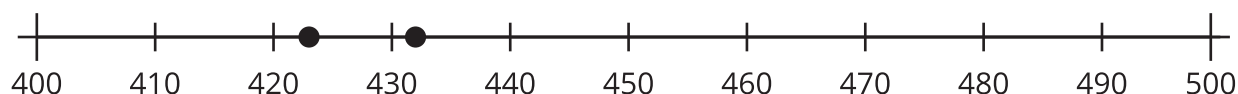
Use $<$, $>$, or $=$ to compare 420 and 590.

2. Estimate the location of 378 and 387. Mark each number with a point. Label the point with the number it represents.



Use $<$, $>$, or $=$ to compare 378 and 387.

3. Diego and Jada compare 2 numbers. Use their work to find out what numbers they compared. Then use $<$, $>$, or $=$ to compare the numbers.



4. Which representation helped you the most? Explain your reasoning?
