



Accessing Areas and Pondering Perimeters

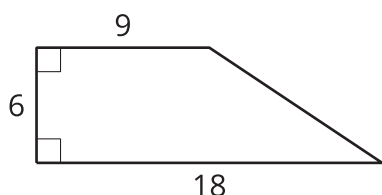
Let's think about rectangles.

1.1

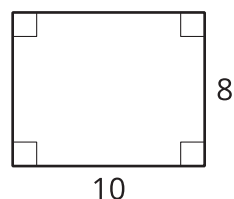
Which Three Go Together: Quadrilaterals

Which three go together? Why do they go together?

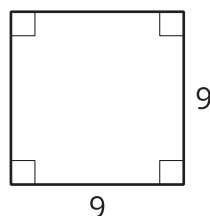
A



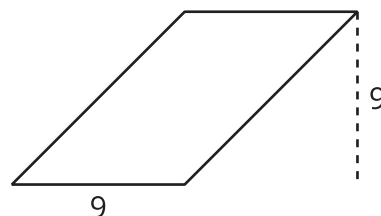
B



C

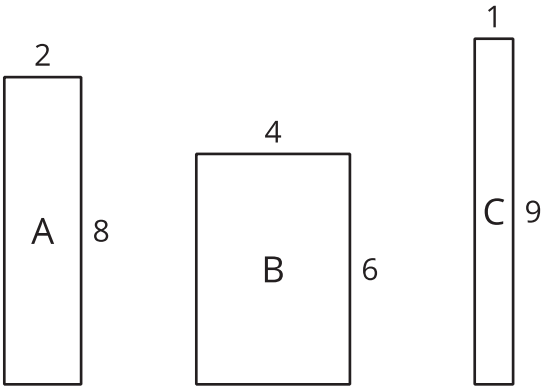


D



1.2 Inspect Some Rectangles

Here are some rectangles.



1. Which rectangle has the greatest perimeter?
2. Which rectangle has the greatest area?
3. What is a rectangle with the same perimeter, but an even greater area than the last answer?
4. For the remaining questions, tables are given to organize your work. Rectangle D has a perimeter of 32 units.
 - a. Find the side lengths of three different possible rectangles that have this perimeter.
 - b. Find a pair of side lengths for Rectangle D that give the greatest area in square units.
 - c. Find a pair of side lengths for Rectangle D that give the smallest area in square units.

length (units)	width (units)	perimeter (units)	area (square units)



5. Rectangle E has an area of 36 square units.
- Find 3 pairs of side lengths that give this area.
 - Find a pair of side lengths for Rectangle E that give the greatest perimeter in whole-number units.
 - Find a pair of side lengths for Rectangle E that give the smallest perimeter in whole-number units.

length (units)	width (units)	perimeter (units)	area (square units)

1.3 Inspect Some Tables

Here are two tables. The first shows some measurements of Rectangle A, with a side length of 5 cm. The second shows some measurements of Rectangle B, which is a square.

1. Complete the table for Rectangle A, and be prepared to explain your reasoning.

length (cm)	width (cm)	perimeter (cm)	area (sq cm)
5	1		
5	2		
5	4		
5		20	
5			40
5		28	
5			50
5	x		

2. Complete the table for Rectangle B, and be prepared to explain your reasoning.

length (cm)	width (cm)	perimeter (cm)	area (sq cm)
1	1		
2	2		
3	3		
4		16	
	8		
			100
	x		

3. Sketch the graph of each pair of quantities, where the width is plotted along the x -axis.

- a. x and the perimeter of Rectangle A
- b. x and the area of Rectangle A
- c. x and the perimeter of Rectangle B
- d. x and the area of Rectangle B

